

ZACHARY
THE FROG



PAINTBOX
YARNS

ZACHARY THE FROG



intermediate
DK-Cro-Toy-011

SIZE

Actual measurement Completed Frog stands
Approx 18 cm, 7 in tall

YOU WILL NEED

- 1 × 100g ball of Paintbox Yarns Simply DK in A - Lime Green, B - Royal Blue and C - Paper White (As seen on cover)
- Oddment of black yarn (or embroidery thread) for features
- 3.5mm (UK 9 – US E4) crochet hook
- A pair of 9 mm black safety eyes
- Toy stuffing
- Tapestry needle

TENSION (GAUGE)

When making a toy such as this, it is not essential to work to the exact tension. If your tension is tight, with more stitches and rows than stated, your toy will be smaller. If your tension is loose, with less stitches and rows than stated, your toy will be larger. However, if your tension is too loose, the toy filling will show through the crochet and spoil the look of the finished item.

GOOD TO KNOW

- Paintbox Yarns cannot accept responsibility for the finished toy if any yarn other than the recommended yarn is used.
- Yarn quantities are based on average requirements and are therefore approximate.
- Colour reproduction is as close as printing processes will allow.
- Instructions are written using UK terminology with changes for US terminology given in italics in round brackets () afterwards.
- Repeat figures in round brackets () the number of times stated afterwards.

ABBREVIATIONS

beg = beginning; **ch** = chain; **cm** = centimetres; **cont** = continue; **dc (sc)** = double (*single*) crochet; **dc2tog (sc2tog)** = (insert hook as indicated, yoh and draw loop through) twice, yoh and draw through all 3 loops on hook; **in** = inches; **rs** = right side; **ss** = slip stitch; **st(s)** = stitch(es); **tr (dc)** = treble (*double crochet*); **yoh** = yarn over hook.

popcorn = work 3 tr (*dc*) into next st as indicated, remove hook from working loop, insert hook through both loops of first of these 3 tr (*dc*) and pull working loop through.

Visit www.paintboxyarns.com for more patterns or to buy yarn online



HEAD

Make 2 ch using 3.5mm (UK 9 – US E4) crochet hook and A.

round 1 (rs) 6 dc (*sc*) into 2nd ch from hook, ss to first st. 6 sts.

round 2 1 ch (does NOT count as st), 2 dc (*sc*) into st at base of 1 ch, 2 dc (*sc*) into each of next 5 sts, ss to first st. 12 sts.

round 3 1 ch (does NOT count as st), 1 dc (*sc*) into st at base of 1 ch, (2 dc (*sc*) into next st, 1 dc (*sc*) into next st) 5 times, 2 dc (*sc*) into next st, ss to first st. 18 sts.

round 4 1 ch (does NOT count as st), 1 dc (*sc*) into st at base of 1 ch, (2 dc (*sc*) into next st, 1 dc (*sc*) into each of next 2 sts) 5 times, 2 dc (*sc*) into next st, 1 dc (*sc*) into next st, ss to first st. 24 sts.

round 5 1 ch (does NOT count as st), 1 dc (*sc*) into st at base of 1 ch, (2 dc (*sc*) into next st, 1 dc (*sc*) into each of next 3 sts) 5 times, 2 dc (*sc*) into next st, 1 dc (*sc*) into each of next 2 sts, ss to first st. 30 sts.

round 6 1 ch (does NOT count as st), 1 dc (*sc*) into st at base of 1 ch, 1 dc (*sc*) into each st to end of round, ss to first st.

round 7 1 ch (does NOT count as st), 1 dc (*sc*) into st at base of 1 ch, (2 dc (*sc*) into next st, 1 dc (*sc*) into each of next 4 sts) 5 times, 2 dc (*sc*) into next st, 1 dc (*sc*) into each of next 3 sts, ss to first st. 36 sts.

round 8 as round 6.

round 9 1 ch (does NOT count as st), 1 dc (*sc*) into st at base of 1 ch, (2 dc (*sc*) into next st, 1 dc (*sc*) into each of next 5 sts) 5 times, 2 dc (*sc*) into next st, 1 dc (*sc*) into each of next 4 sts, ss to first st. 42 sts.

rounds 10 to 13 as round 6.

round 14 1 ch (does NOT count as st), 1 dc (*sc*) into st at base of 1 ch, (dc2tog (*sc2tog*) over next 2 sts, 1 dc (*sc*) into each of next 5 sts) 5 times, dc2tog (*sc2tog*) over next 2 sts, 1 dc (*sc*) into each of next 4 sts, ss to first st. 36 sts.

round 15 as round 6.

round 16 1 ch (does NOT count as st), 1 dc (*sc*) into st at base of 1 ch, (dc2tog (*sc2tog*) over next 2 sts, 1 dc (*sc*) into each of next 4 sts) 5 times, dc2tog (*sc2tog*) over next 2 sts, 1 dc (*sc*) into each of next 3 sts, ss to first st. 30 sts.

round 17 as round 6.

round 18 1 ch (does NOT count as st), 1 dc (*sc*) into st at base of 1 ch, (dc2tog (*sc2tog*) over next 2 sts, 1 dc (*sc*) into each of next 3 sts) 5 times, dc2tog (*sc2tog*) over next 2 sts, 1 dc (*sc*) into each of next 2 sts, ss to first st. 24 sts.

Stuff head firmly as much as possible to end of last round.

round 19 1 ch (does NOT count as st), 1 dc (*sc*) into st at base of 1 ch, (dc2tog (*sc2tog*) over next 2 sts, 1 dc (*sc*) into each of next 2 sts) 5 times, dc2tog (*sc2tog*) over next 2 sts, 1 dc (*sc*) into next st, ss to first st. 18 sts.

round 20 1 ch (does NOT count as st), 1 dc (*sc*) into st at base of 1 ch, (dc2tog (*sc2tog*) over next 2 sts, 1 dc (*sc*) into next st) 5 times, dc2tog (*sc2tog*) over next 2 sts, ss to first st. 12 sts.

round 21 1 ch (does NOT count as st), dc2tog (*sc2tog*) over st at base of 1 ch and next st, (dc2tog (*sc2tog*) over next 2 sts) 5 times, ss to first st. 6 sts.

Fasten off, leaving a length of yarn.

Finish stuffing head firmly.

EYE BUMPS (MAKE 2)

Make 2 ch using 3.5mm (UK 9 – US E4) crochet hook and A.

round 1 (rs) 6 dc (*sc*) into 2nd ch from hook, ss to first st. 6 sts.

round 2 1 ch (does NOT count as st), 2 dc (*sc*) into st at base of 1 ch, 2 dc (*sc*) into each of next 5 sts, ss to first st. 12 sts.

round 3 1 ch (does NOT count as st), 1 dc (*sc*) into st at base of 1 ch, (2 dc (*sc*) into next st, 1 dc (*sc*) into each of next 3 sts) twice, 2 dc (*sc*) into next st, 1 dc (*sc*) into each of next 2 sts, ss to first st. 15 sts.

rounds 4 and 5 1 ch (does NOT count as st), 1 dc (*sc*) into st at base of 1 ch, 1 dc (*sc*) into each st to end of round, ss to first st. Fasten off, leaving a length of yarn for sewing eye bump to head. Using photograph as a guide, insert eyes between rounds 3 and 4 of each eye bump. Stuff eye bumps lightly and sew to top of head as in photograph.

Using black yarn, sew a wide mouth using back sts as in photograph. Neatly sew hole at base of head closed.



BODY

Make 2 ch using 3.5mm (UK 9 – US E4) crochet hook and A.

round 1 (rs) 6 dc (sc) into 2nd ch from hook, ss to first st. 6 sts.

round 2 1 ch (does NOT count as st), 2 dc (sc) into st at base of 1 ch, 2 dc (sc) into each of next 5 sts, ss to first st. 12 sts.

round 3 1 ch (does NOT count as st), 1 dc (sc) into st at base of 1 ch, (2 dc (sc) into next st, 1 dc (sc) into next st) 5 times, 2 dc (sc) into next st, ss to first st. 18 sts.

round 4 1 ch (does NOT count as st), 1 dc (sc) into st at base of 1 ch, (2 dc (sc) into next st, 1 dc (sc) into each of next 2 sts) 5 times, 2 dc (sc) into next st, 1 dc (sc) into next st, ss to first st. 24 sts.

round 5 1 ch (does NOT count as st), 1 dc (sc) into st at base of 1 ch, (2 dc (sc) into next st, 1 dc (sc) into each of next 3 sts) 5 times, 2 dc (sc) into next st, 1 dc (sc) into each of next 2 sts, ss to first st. 30 sts.

round 6 1 ch (does NOT count as st), 1 dc (sc) into st at base of 1 ch, (2 dc (sc) into next st, 1 dc (sc) into each of next 4 sts) 5 times, 2 dc (sc) into next st, 1 dc (sc) into each of next 3 sts, ss to first st. 36 sts.

round 7 1 ch (does NOT count as st), 1 dc (sc) into st at base of 1 ch, 1 dc (sc) into each st to end of round, ss to first st.

round 8 as round 7.

Break off A and join in B.

round 9 as round 7.

round 10 (hem round) 1 ch (does NOT count as st), then working into front loop only of each st, 1 dc (sc) into st at base of 1 ch, 1 dc (sc) into each of next 35 sts, ss to first st. 36 sts. Fasten off.

Rejoin B to the first back loop of round 9 – to join in the yarn, insert hook through the back loop and draw yarn through, yoh and pull through loop on hook, tighten.

round 11 1 dc (sc) into back loop of st where yarn was rejoined, 1 dc (sc) into back loop of each of next 35 sts of round 9, ss to first st. 36 sts.

Now working into both loops of every st, cont as follows:

round 12 1 ch (does NOT count as st), 1 dc (sc) into st at base of 1 ch, (dc2tog (sc2tog) over next 2 sts, 1 dc (sc) into each of next 4 sts) 5 times, dc2tog (sc2tog) over next 2 sts, 1 dc (sc) into each of next 3 sts, ss to first st. 30 sts.

Break off B and join in C.

rounds 13 and 14 as round 7.

Break off C and join in B.

round 15 1 ch (does NOT count as st), 1 dc (sc) into st at base of 1 ch, (dc2tog (sc2tog) over next 2 sts, 1 dc (sc) into each of next 8 sts) twice, dc2tog (sc2tog) over next 2 sts, 1 dc (sc) into each of next 7 sts, ss to first st. 27 sts.

round 16 as round 7.

Break off B and join in C.

round 17 as round 7.

round 18 1 ch (does NOT count as st), 1 dc (sc) into st at base of 1 ch, (dc2tog (sc2tog) over next 2 sts, 1 dc (sc) into each of next 7 sts) twice, dc2tog (sc2tog) over next 2 sts, 1 dc (sc) into each of next 6 sts, ss to first st. 24 sts.

Break off C and join in B.

rounds 19 and 20 as round 7.

Break off B and join in C.

round 21 1 ch (does NOT count as st), 1 dc (sc) into st at base of 1 ch, (dc2tog (sc2tog) over next 2 sts, 1 dc (sc) into each of next 6 sts) twice, dc2tog (sc2tog) over next 2 sts, 1 dc (sc) into each of next 5 sts, ss to first st. 21 sts.

round 22 as round 7.

Break off C and join in B.

round 23 1 ch (does NOT count as st), 1 dc (sc) into st at base of 1 ch, (dc2tog (sc2tog) over next 2 sts, 1 dc (sc) into each of next 5 sts) twice, dc2tog (sc2tog) over next 2 sts, 1 dc (sc) into each of next 4 sts, ss to first st. 18 sts.

round 24 as round 7.

Fasten off, leaving a length of yarn for sewing body to head. Sew in loose end of yarn on hem. Stuff body firmly, then sew body securely to head inserting more stuffing before the last few stitches are made.

LEGS (MAKE 2)

Make 2 ch using 3.5mm (UK 9 – US E4) crochet hook and A.

round 1 (rs) 6 dc (sc) into 2nd ch from hook, ss to first st. 6 sts.

round 2 1 ch (does NOT count as st), 2 dc (sc) into st at base of 1 ch, 2 dc (sc) into each of next 5 sts, ss to first st. 12 sts.

round 3 1 ch (does NOT count as st), 1 dc (sc) into st at base of 1 ch, (2 dc (sc) into next st, 1 dc (sc) into next st) 5 times, 2 dc (sc) into next st, ss to first st. 18 sts.

round 4 1 ch (does NOT count as st), 1 dc (sc) into st at base of 1 ch, (2 dc (sc) into next st, 1 dc (sc) into each of next 2 sts) 5 times, 2 dc (sc) into next st, 1 dc (sc) into next st, ss to first st. 24 sts.

round 5 1 ch (does NOT count as st), 1 dc (sc) into st at base of 1 ch, 1 dc (sc) into each of next 5 sts, (work popcorn into next st, 1 dc (sc) into each of next 4 sts) 3 times, 1 dc (sc) into each of next 3 sts, ss to first st. 24 sts.

round 6 1 ch (does NOT count as st), 1 dc (sc) into st at base of 1 ch, (dc2tog (sc2tog) over next 2 sts, 1 dc (sc) into each of next 2 sts) 5 times, dc2tog (sc2tog) over next 2 sts, 1 dc (sc) into next st, ss to first st. 18 sts.

round 7 1 ch (does NOT count as st), 1 dc (sc) into st at base of 1 ch, 1 dc (sc) into each st to end of round, ss to first st.

rounds 8 and 9 as round 7.

round 10 1 ch (does NOT count as st), 1 dc (sc) into st at base of 1 ch, (dc2tog (sc2tog) over next 2 sts, 1 dc (sc) into each of next 4 sts) twice, dc2tog (sc2tog) over next 2 sts, 1 dc (sc) into each of next 3 sts, ss to first st. 15 sts.

rounds 11 to 13 as round 7.

round 14 1 ch (does NOT count as st), 1 dc (sc) into st at base of 1 ch, (dc2tog (sc2tog) over next 2 sts, 1 dc (sc) into each of next 3 sts) twice, dc2tog (sc2tog) over next 2 sts, 1 dc (sc) into each of next 2 sts, ss to first st. 12 sts.

rounds 15 to 17 as round 7.

round 18 1 ch (does NOT count as st), 1 dc (sc) into st at base of 1 ch, dc2tog (sc2tog) over next 2 sts, 1 dc (sc) into each of next 4 sts, dc2tog (sc2tog) over next 2 sts, 1 dc (sc) into each of next 3 sts, ss to first st. 10 sts.

rounds 19 and 20 as round 7.

Fasten off, leaving a length of yarn for sewing leg to body. Stuff legs firmly not quite to the top, then flatten at the top and sew edges together with feet facing forwards. Sew legs securely to body, making sure that the figure can sit down easily.



ARMS (MAKE 2)

Make 2 ch using 3.5mm (UK 9 – US E4) crochet hook and A.

round 1 (rs) 6 dc (*sc*) into 2nd ch from hook, ss to first st. 6 sts.

round 2 1 ch (does NOT count as st), 2 dc (*sc*) into st at base of 1 ch, 2 dc (*sc*) into each of next 5 sts, ss to first st. 12 sts.

round 3 1 ch (does NOT count as st), 1 dc (*sc*) into st at base of 1 ch, (2 dc (*sc*) into next st, 1 dc (*sc*) into each of next 3 sts) twice, 2 dc (*sc*) into next st, 1 dc (*sc*) into each of next 2 sts, ss to first st. 15 sts.

round 4 1 ch (does NOT count as st), 1 dc (*sc*) into st at base of 1 ch, 1 dc (*sc*) into each st to end of round, ss to first st.

round 5 as round 4.

Break off A and join in B.

round 6 as round 4.

round 7 (cuff round) 1 ch (does NOT count as st), then working into front loop only of each st, 1 dc (*sc*) into st at base of 1 ch, 1 dc (*sc*) into each of next 14 sts, ss to first st. 15 sts.

Fasten off.

Rejoin B to the first back loop of round 7 – to join in the yarn, insert hook through the back loop and draw yarn through, yoh and pull through loop on hook, tighten.

round 8 1 dc (*sc*) into back loop of st where yarn was rejoined, 1 dc (*sc*) into back loop of each of next 14 sts of round 7, ss to first st. 15 sts.

Now working into both loops of every st, cont as follows:

round 9 as round 4.

Break off B and join in C.

round 10 1 ch (does NOT count as st), 1 dc (*sc*) into st at base of 1 ch, (dc2tog (*sc2tog*) over next 2 sts, 1 dc (*sc*) into each of next 3 sts) twice, dc2tog (*sc2tog*) over next 2 sts, 1 dc (*sc*) into each of next 2 sts, ss to first st. 12 sts.

round 11 as round 4.

Break off C and join in B.

rounds 12 and 13 as round 4.

Break off B and join in C.

rounds 14 and 15 as round 4.

Break off C and join in B.

round 16 1 ch (does NOT count as st), 1 dc (*sc*) into st at base of 1 ch, dc2tog (*sc2tog*) over next 2 sts, 1 dc (*sc*) into each of next 4 sts, dc2tog (*sc2tog*) over next 2 sts, 1 dc (*sc*) into each of next 3 sts, ss to first st. 10 sts.

round 17 as round 4.

Break off B and join in C.

rounds 18 and 19 as round 4.

Break off C and join in B.

rounds 20 and 21 as round 4.

Break off B and join in C.

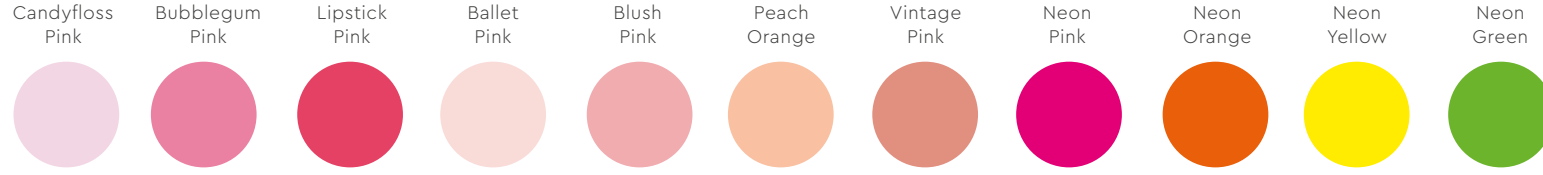


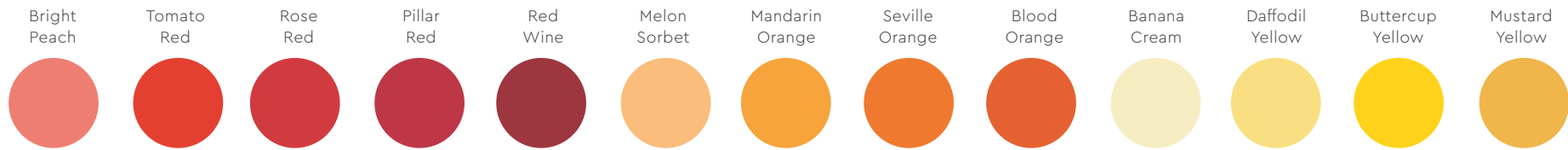

round 22 as round 4.

round 23 1 ch (does NOT count as st), 1 dc (*sc*) into st at base of 1 ch, dc2tog (*sc2tog*) over next 2 sts, 1 dc (*sc*) into each of next 3 sts, dc2tog (*sc2tog*) over next 2 sts, 1 dc (*sc*) into each of next 2 sts, ss to first st. 8 sts.

Fasten off, leaving a length of yarn for sewing arm to body.

Stuff arms firmly not quite to the top, then flatten at the top and sew edges together. Sew arms securely to each side of body.

pick your palette



PAINTBOX
YARNS